

Analyst Briefing Notes

Budget Committee

November 3, 2009

Page

PART I: CAPITAL PROGRAM

Executive Summary	2
Recommendations.....	5
2009 Capital Variance Review	6
10-Year Capital Plan (2010 Recommended Budget, 2011-2019 Recommended Plan)	7
10-Year Capital Plan Overview	9
10-Year Capital Plan: Incremental Operating Impact Summary	13
Total 2010 Recommended Cash Flow & Future Year Commitments	14
2010 Recommended Capital Budget: Overview	15

PART II: ISSUES FOR DISCUSSION

2010 Recommended Capital Budget Issues	17
2011-2019 Recommended Capital Plan Issues.....	18
Issues Referred to the 2010 Capital Budget Process	N/A
Outstanding Issues from Prior Years' Budgets	N/A

APPENDICES

Appendix 1: 10-Year Recommended Capital Plan Project Summary	19
Appendix 2: 2010 Recommended Capital Budget; 2011 to 2019 Capital Plan	20
Appendix 3: 2010 Recommended Cash Flow & Future Year Commitments	21
Appendix 4: 2010 Recommended Capital Projects with Financing Details	22
Appendix 5: 2010 Reserve / Reserve Fund Review	23
Appendix 6: 2010 to 2019 New and Expansion Facility Projects	N/A

Contacts: Judy Skinner
Manager, Financial Planning
Tel: (416) 397-4219

Stephen Conforti
Senior Financial Planning Analyst
Tel: (416) 397-0958

October 30, 2009

PART I: CAPITAL PROGRAM**Executive Summary**

- Funding for the 10-Year Recommended Capital Plan moves forward on City Planning's strategic direction of maintaining balanced, well managed and well designed physical change and growth, improving the affects of the social, economic and natural environment and enhancing the quality of life for Toronto's diverse residential and business communities, while also addressing on-going legislative requirements.
- The following summarizes the allocation of recommended funding by project type:
 - The 10-Year Recommended Capital Plan provides \$28.142 million for Civic Improvement Places projects which will ensure special treatment for important streets and places which will improve the look and feel of the public realm.
 - \$11.495 million for Development Related Studies is recommended to focus on the implementation of the Official Plan, improving the planning process and addressing local studies requested by Council.
 - Funding of \$2.850 million is also provided to streamline the 43 different zoning by-laws in the City through the completion of the New Zoning By-Law project and the ensuing legal support requirements.
 - The 10-Year Recommended Capital Plan provides \$2.050 million to complete the legislated 5-year review of the Official Plan.
- The 2009 Approved Capital Budget of \$8.733 million was 32.3% or \$2.823 million spent, as at September 30th, 2009. Actual expenditures by year-end are anticipated to be \$6.745 million or 77.2% of the 2009 Approved Capital Budget. The 2009 spending rate represents a significant improvement to 2008 spending, which was at 26.1% as of September 30th and 59.5% by year-end.
 - The projection of 2009 funding to be carried forward into the 2010 Recommended Capital Budget is \$1.924 million. Projects requiring 2009 carry forward funding include \$1.022 million for Civic Improvement projects; \$0.425 million for the New Zoning By-law project; \$0.397 million for Development Charge Funded Studies; and, \$0.080 million for Natural Heritage Inventory Studies.
- The 10-Year Recommended Capital Plan totals \$47.673 million, including 2009 funding carried forward into 2010 of \$1.924 million. \$24.788 million or 52.0% is projected for the first 5 years, with the final 5 years requiring funding of \$22.885 million or 48.0%.
 - The 10-Year Recommended Capital Plan for City Planning is funded primarily by debt and development charges. \$32.153 million or 70.3% of the 10-Year Recommended Capital Plan is debt funded and \$13.446 million or 29.4% is funded from development charges. Funding of \$0.150 million from the TTC for a Transit

Study Environmental Assessment will account for 0.3% of City Planning's 10-Year Recommended Capital Plan funding.

- Changes to the 2009-2018 Approved Capital Plan account for a decrease of \$1.264 million or 3.0% compared to the 2010 Recommended Capital Budget and 2011-2018 Recommended Capital Plan. This includes a decrease of \$2.186 million for Civic Improvement projects following a re-evaluation of capital requirements, which is somewhat offset by an increase of \$0.450 million and \$0.350 million to the New Zoning By-law and Official Plan projects respectively.
- The 10-Year Recommended Capital Plan will not impact City Planning's Operating Budget in 2010 or future years. Operating impacts for Transportation Services may arise for the streetscape maintenance of decorative hard and paved surfaces. These impacts will be established for 2011 and future year Operating Budgets once the scope and mix of 2010 Civic Improvement projects is finalized.
 - City Planning's Capital Plan no longer includes funding for the planting of street trees, which impact Parks, Forestry and Recreation's operating budget in the amount of approximately \$50 per tree for annual maintenance. This activity is now funded from Transportation Service's annual street-tree budget.
- The 10-Year Recommended Capital Plan provides funding to advance the following priority actions outlined in the Mayor's and Council's policy agenda:
 - **A Cleaner and More Beautiful City:** The 10-Year Recommended Capital Budget provides funding of \$28.142 million for Civic Improvement Places projects for the design and construction of "Special Places" that form a major portion of the physical infrastructure of the City's open spaces and public realm.
 - **Improving the Planning Process:** The 10-Year Recommended Capital Budget provides funding of \$16.395 million for the legislated review of the Official Plan, the completion and legal support of the New Zoning By-law and to perform local studies requested by Council.
- The 2010 Recommended Capital Budget for previously approved and new/change in scope projects (excluding 2009 carry forward funding into 2010) of \$4.438 million is 74% allocated to growth related projects at \$3.284 million; and, 26% for legislated projects at \$1.154 million.
- Approval of the 2010 Recommended Capital Budget will result in a commitment to future year funding for new/change in scope projects of \$2.108 million in 2011 to enable City Planning to enter into multi-year Civic Improvement projects in co-ordination with Transportation Services and Toronto Water.
- The 2009 summer labour disruption has created slight delays in City Planning's capital projects and studies and has contributed to projected funds carried forward from 2009 into 2010 for project completion. The labour disruption will not have an impact on the 10-Year Recommended Capital Plan beyond the 2010 impact.

- The 2010 Recommended Capital Budget of \$6.362 million provides funding to:
 - Continue to make positive, high-impact, transformative changes to areas along the City's major streets by such means as the creation of special features such as plazas, fountains, gardens and interpretative displays (\$2.140 million).
 - Complete the New Zoning By-Law project, which will streamline the City's current 43 different zoning By-Laws (\$0.750 million).

Recommendations

The City Manager and Chief Financial Officer recommend that:

1. Council approve the 2010 Recommended Capital Budget for City Planning with a total project cost of \$3.922 million, and 2010 cash flow of \$6.362 million and future year commitments of \$2.108 million comprised of the following:
 - a) New Cash Flow Funding for:
 - i) 8 new/change in scope sub-projects with a 2010 total project cost of \$3.922 million that requires cash flow of \$1.814 million in 2010 and a future year commitment of \$2.108 million in 2011;
 - ii) 1 previously approved sub-project with a 2010 cash flow of \$2.560 million;
 - iii) 1 sub-project from previously approved projects with carry forward funding from 2008 and prior years requiring 2010 cash flow of \$0.064 million, which forms part of the affordability target that requires Council to reaffirm its commitment; and,
 - b) 2009 approved cash flow for 7 previously approved sub-projects with carry forward funding from 2009 into 2010 totalling \$1.924 million;
2. Council approve new debt service costs of \$0.030 million in 2010 and incremental debt costs of \$0.160 million in 2011; and, \$0.137 million in 2012 resulting from the approval of the 2010 Recommended Capital Budget, to be included in the 2010 and future year operating budgets;
3. Council approve the 2011-2019 Recommended Capital Plan for City Planning totalling \$39.203 million in project estimates, comprised of \$2.625 million in 2011; \$4.785 million in 2012; \$4.414 million in 2013; \$4.494 million in 2014; \$4.517 million in 2015; \$4.547 million in 2016; \$4.577 million in 2017; \$4.607 million in 2018; and, \$4.637 million in 2019;
4. An “A-list” and “B-list” of potential Civic Improvement projects be provided by the Chief Planner and Executive Director of City Planning to the Budget Committee prior to the approval of the 2010 Capital Budget, to ensure co-ordination with various City Programs in the delivery of public realm projects and to identify potential operating impacts for inclusion in Transportation Service’s 2011 and future years operating budgets; and,
5. The Chief Planner and Executive Director of City Planning work with Financial Planning Division staff to establish capital priorities for a 10 year capital planning horizon for projects outside of the Program’s 2010 Recommended Capital Budget and 2011-2014 Recommended Capital Plan prior to the 2011 Capital Budget process.

PART I: CAPITAL PROGRAM

2009 Capital Variance Review

2009 Budget to Actuals Comparison - Total Gross Expenditures (\$000s)					
2009 Approved	Actuals as of Sept. 30th (3rd Qtr Variance)		Projected Actuals at Year End		Balance
\$	\$	% Spent	\$	% Spent	\$ Unspent
8,733	2,823	32.3%	6,745	77.2%	1,988

City Planning's capital expenditures for the period ended September 30, 2009 totalled \$2.823 million or 32.3 % of the 2009 Approved Capital Budget of \$8.733 million. City Planning is projecting year-end spending of \$6.745 million or 77.2% of the 2009 Approved Capital Budget. The 2009 spending rate represents a significant improvement to 2008 spending, which was at 26.1% as of September 30th and 59.5% by year end.

Growth Related projects represent 69.5% or \$6.065 million of the 2009 approved cash flow. As of September 30th, 30.3% or \$1.839 million of the approved funding for growth related projects was spent, the Program is projecting year-end spending of \$4.646 million or 76.6% of their growth related projects. The key growth related projects include the:

- Civic Improvement Project, which will ensure special treatment for important streets and places and improve the look and feel of the public realm.
- Development Charge Funded Studies to properly guide new growth in the City.

The funding from 2009 carried forward into 2010 included in the 2010 Recommended Capital Budget is \$1.924 million and is in line with the projected unspent actual expenditures of \$1.988 million.

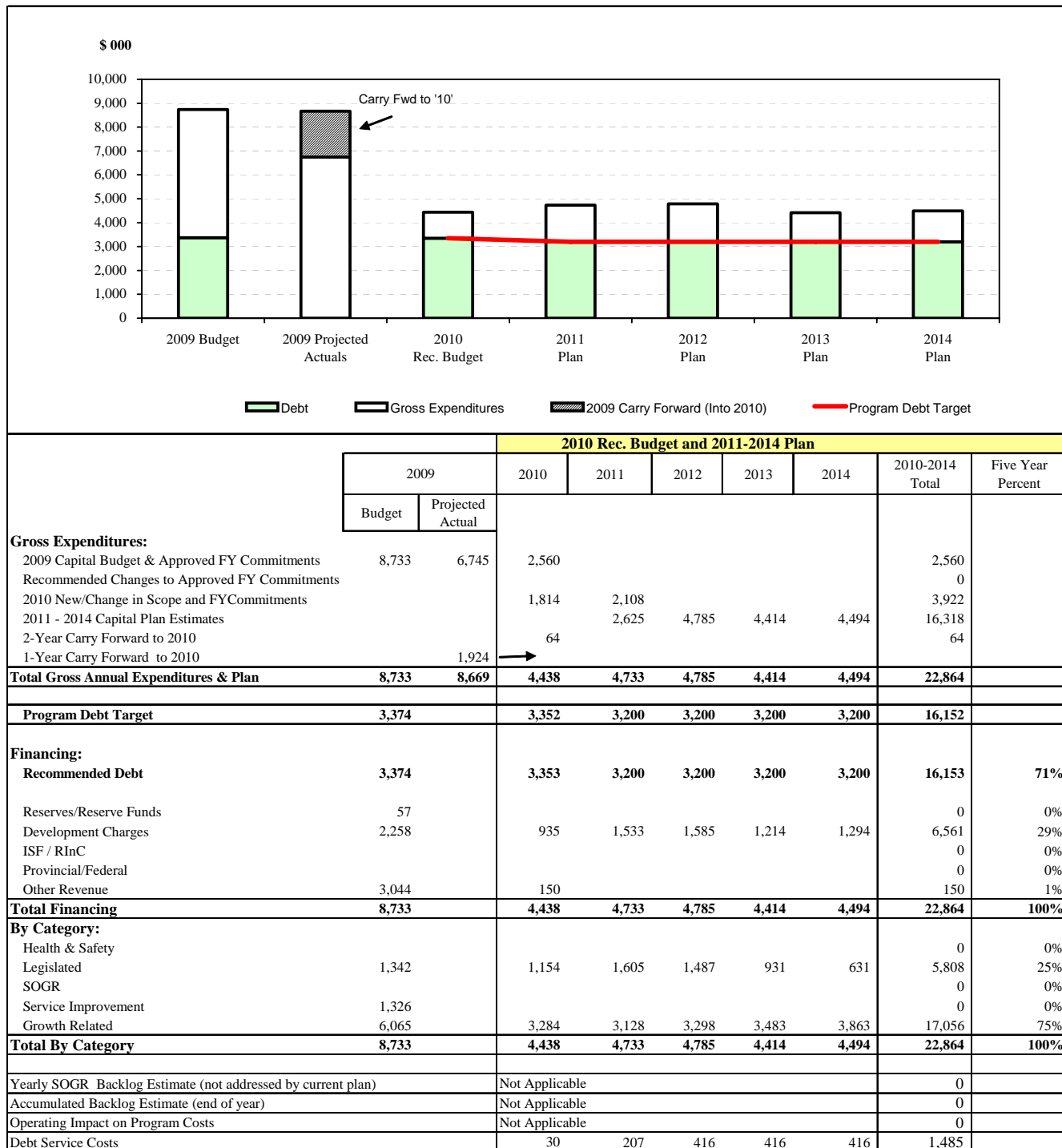
Projects requiring 2009 carry forward funding in the 2010 Recommended Capital Budget include the:

- Civic Improvement project (\$1.022 million).
- New Zoning By-law project (\$0.425 million).
- Development Charge Funded Studies (\$0.397 million).
- Natural Heritage Inventory Studies (\$0.080 million).

The labour disruption experienced in 2009 has created slight delays in the completion of City Planning's capital projects and studies. This has contributed to projected funds being carried forward from 2009 into 2010 to complete 2009 projects.

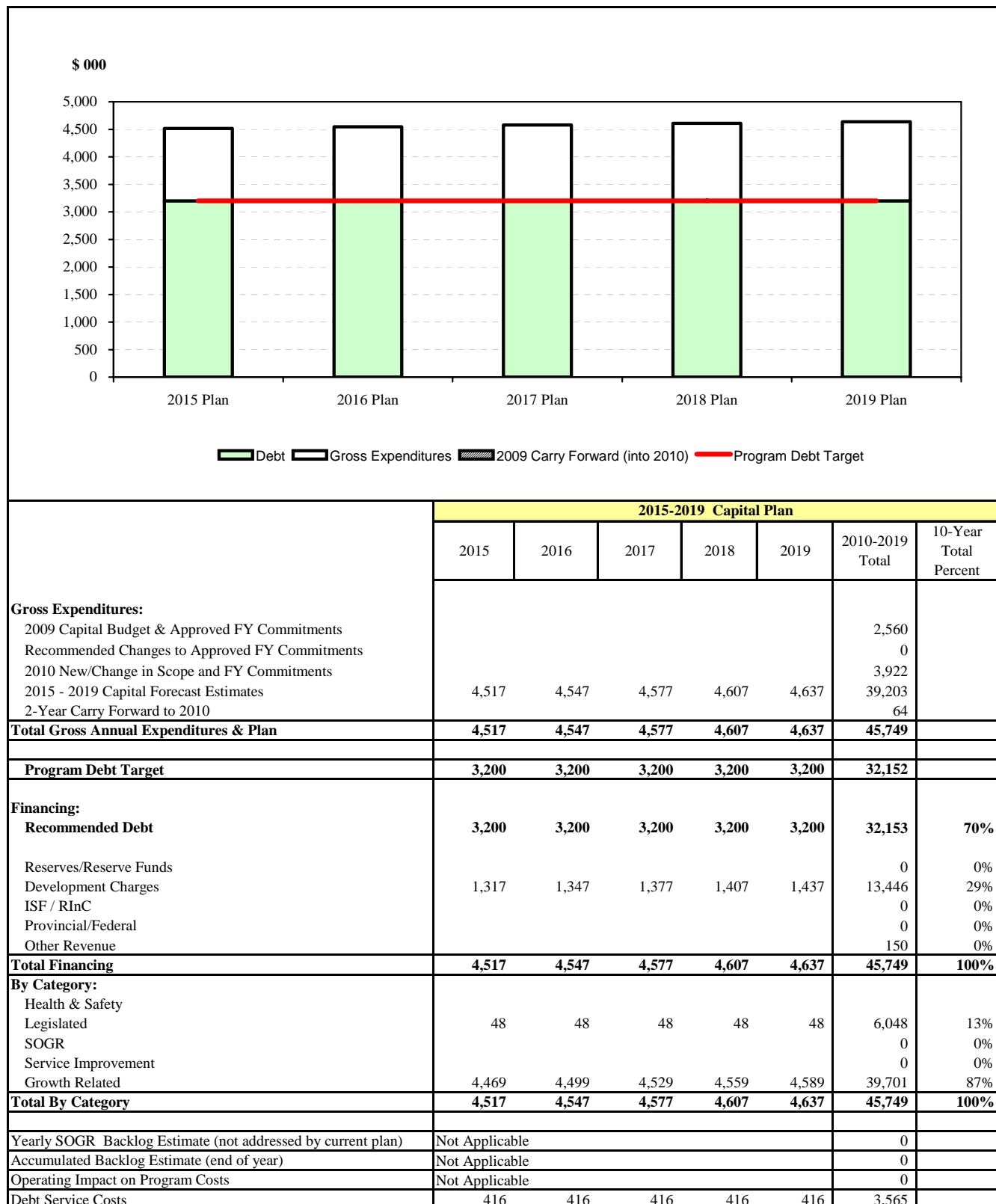
10-Year Capital Plan

2010 Recommended Capital Budget, 2011-2014 Recommended Capital Plan



10-Year Capital Plan

2015-2019 Recommended Capital Plan



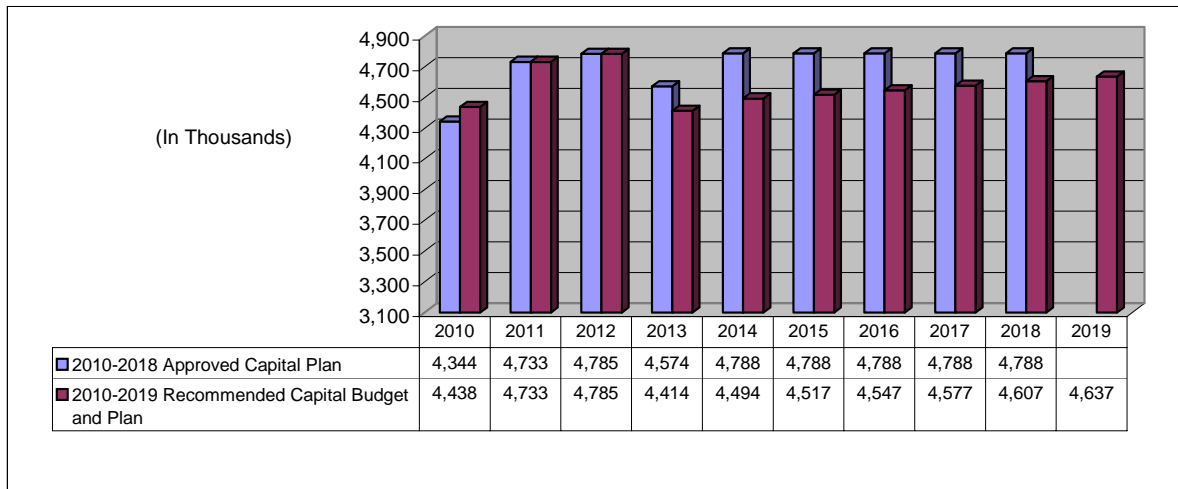
10-Year Capital Plan Overview

- The strategic direction reflected in City Planning's 10-Year Recommended Capital Plan focuses on maintaining balanced, well managed and well designed physical change and growth, improving the affects of the social, economic and natural environment and enhancing the quality of life for Toronto's diverse residential and business communities, while also addressing on-going legislative requirements. Current capital needs are addressed with this Plan through the six major Capital initiatives: Civic Improvements, The Official Plan, The Zoning-By-Law, Natural Heritage Studies, Toronto Archaeological Studies, and Growth Related Studies.
- The 2010 Recommended Capital Budget and 2011 to 2019 Recommended Capital Plan for City Planning meets the assigned debt targets in each year of the 10-Year Recommended Capital Plan that totals \$32.152 million.
- The 10-Year Recommended Capital Plan for the Program, excluding funds carried forward from 2009 into 2010 includes projects totalling \$45.749 million with \$32.152 million in debt funding. Over the 10 year period, \$13.446 million will be funded from development charges and \$0.150 million will be funding provided by the TTC.
- The labour disruption experienced in 2009 created slight delays in City Planning's capital projects and studies and has contributed to projected funds being carried forward from 2009 into 2010 to complete 2009 projects. The labour disruption will not have an impact on delivering the 10-Year Recommended Capital Plan beyond 2010.
- The following summarizes the allocation of recommended funding by project category:
 - *Growth Related Projects* account for 87% or \$39.701 million of the funding included in the 10-Year Recommended Capital Plan. These projects will focus on the implementation of the Official Plan, the improvement of the planning process, the Mayor and Council's priority for a Cleaner and More Beautiful City, as well as local studies requested by Council. Growth projects include Avenue Studies, Growth Studies and Environmental Assessment Transit Studies.
 - Civic Improvement projects, which also form part of City Planning's *Growth Related Projects*, will shift focus in 2010 from both Places and Routes projects, to the design and construction of Places which require a higher level of design involvement. This shift in focus is the result of the creation of the Public Realm unit in Transportation Services. A new protocol has been developed which will ensure that typical paving, planting and street furnishing will be included in streetscape upgrades provided through street reconstruction projects within Transportation Services' capital program.
 - *Legislated Projects* account for 13% or \$6.048 million of the 10-Year Recommended Capital Plans project funding. These include projects which will accommodate the legislated comprehensive 5-year review of the Official Plan, the completion and legal support of the Zoning By-Law as well as projects that will accurately map Natural Heritage Systems and areas that exhibit archaeological potential in Toronto.

Key Changes to the 2010-2018 Approved Capital Plan

The following highlights the changes from the 2009-2018 Approved Capital Plan with the 2010-2019 Recommended Capital Budget and Plan. As outlined in the table below, the 2010 Recommended Capital Budget of \$4.438 million represents an increase of 2.2% or \$0.094 million compared to 2010 Approved Capital Plan estimates of \$4.344 million in 2009. There is a \$1.264 million or 3.0% decrease in the 2010 Recommended Capital Budget and 2011-2018 Recommended Capital Plan over the 9 year period.

Changes to the 2010-2018 Approved Capital Plan



This change primarily arises in the following capital program areas:

- Funding for the 2010 Places project has been reduced by \$0.420 million from the level of funding previously committed in the 2009 Approved Capital Budget. Future year funding for Places projects has been reduced by an additional \$1.766 million as planned expenditures are now aligned with historical spending rates for these Civic Improvement projects.
- Additional funding of \$0.450 million and \$0.350 million has been allocated to the New Zoning By-Law project and the Official Plan project, respectively, for increased legal support.
- \$0.150 million in funding from the TTC has been added to Development Charge Funded Studies in 2010 for the completion of the Don Mills Transit Studies Environmental Assessment.

Summary of Project Changes

Key Projects (\$000s)	2010	2011	2012	2013	2014	2015	2016	2017	2018	2010 - 2018
Civic Improvement Projects	(420)	0	0	(160)	(702)	(271)	(241)	(211)	(181)	(2,186)
DC Funded Studies	150	0	0	0	(175)	0	0	0	0	(25)
New Official Plan	150	0	0	0	200					350
New Zoning By-Law	150	0	0	0	300					450

Project Financing

City Planning's 10-Year Recommended Capital Plan is primarily funded from debt and Development Charges. \$32.153 million or 70.3% of the \$45.749 million proposed for City Planning's 10-Year Recommended Capital Plan is funded from debt, while \$13.446 million or 29.4% will be funded from Development Charges. An additional \$0.150 million represents funding from the TTC.

10-Year Recommended Capital Plan Versus Multi-Year Debt Targets

The 2010-2019 Recommended Capital Plan for City Planning is in line with the total debt affordability target of \$32.152 million over the ten year period of the 10-Year Recommended Capital Plan. The 2010 Recommended Capital Budget and 2011 – 2019 Recommended Capital Plan also meets annual debt targets in each year of the 10-year period.

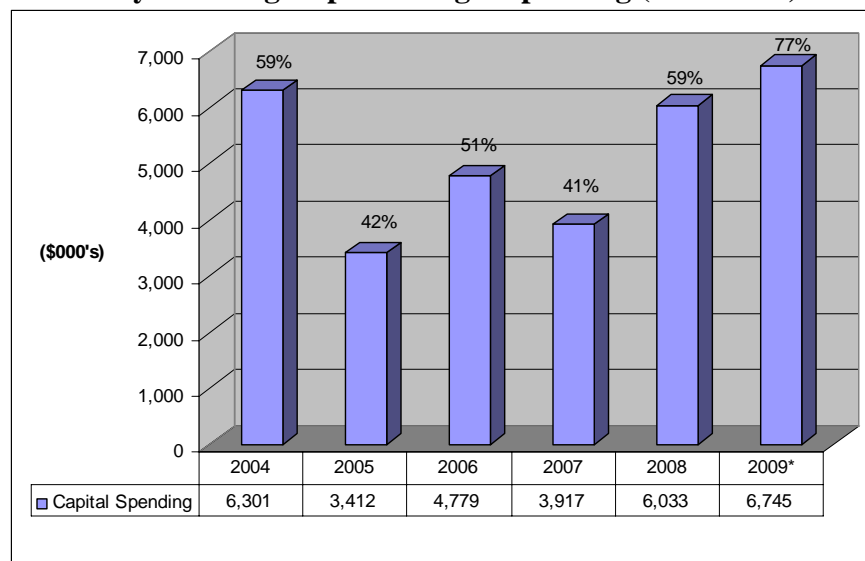
Development Charge Funding

Development Charge (DC) funding of \$13.446 million included in the 10-Year Recommended Capital Plan maximizes the use of existing funds in reserves established under previous DC By-Laws and is in line with forecasted DC recoveries under the current By-Law. DC funded projects have been evaluated during this Capital Budget process to ensure funding is consistent with the new DC By-Law which became effective May 1, 2009. As a result of changes to the new By-Law, DC funding has decreased by \$1.628 million or 10.8% from funding allocated in the 2009 - 2018 Approved Capital Plan.

Program Capacity and Readiness to Proceed

City Planning's 2009 Approved Capital Budget of \$8.733 million was 32.3% or \$2.823 million spent, at of September 30th, 2009. Actual expenditures by year-end are anticipated to be \$6.745 million or 77.2% of the 2009 Approved Capital Budget. This is a significant improvement over the Program's historical spending rate which was 59% in 2008; 41% in 2007; 51% in 2006; 42% in 2005; and, 59% in 2004, as outlined in the graph below.

City Planning Capital Budget Spending (2004-2009)



Notes: *2009 Year-End Capital Budget Spending Rate Projection as of September 30th, 2009.

It is anticipated that City Planning's capacity to spend will continue to improve in 2010 as a result of the Civic Improvement projects work plan flexibility and the full complement of staff for the New Zoning By-Law project. The increased capacity to spend for these two projects will significantly increase City Planning's overall spending performance as they account for over 68% of projects within City Planning's 10-Year Recommended Capital Plan.

State of Good Repair (SOGR) Backlog

No backlog of State of Good Repair work exists for City Planning since the Program has no inventory of capital assets. Any capital assets that City Planning may create, is maintained by other City Programs.

Capital Projects Highlights

The 2010 Recommended Capital Budget and 2011-2019 Recommended Capital Plan reflects City Planning's strategic direction to maintain balanced well managed and well designed physical change and growth, addresses on-going legislative requirements and advances the key priority actions of a *Cleaner and More Beautiful City* and *Improving the Planning Process* as outlined in the Mayor's and Council's policy agenda.

A Cleaner and More Beautiful City

The Civic Improvement program will allow for the design and construction of "Special Places" that form a major portion of the physical infrastructure of the City's open spaces and public realm. Funding of \$28.142 million is recommended for this project over the 2010 Recommended Capital Budget and 2011-2019 Recommended Capital Plan.

Improving the Planning Process

The Development Charge Funded Studies project will be used to carry out required Avenue and Transit Studies and to implement Growth Related projects. These projects will focus on the implementation of the Official Plan, the promotion of Council's objective of improving the planning process, as well as local studies requested by Council. The 10-Year Recommended Capital Plan includes a total of \$11.495 million in funding for these projects.

The New Zoning By-law project attained a significant milestone in 2009 as the first draft of the complete document was prepared and released for public consultation. It is anticipated that the new By-Law will be completed by the end of 2010, which will result in an improved planning process through the streamlining of 43 different zoning By-Laws. Funding of \$2.850 million is allocated in the 10-Year Recommended Capital Plan for the completion of the New Zoning By-Law and for the legal support of the new By-Law at the OMB.

Summary of Major Capital Initiatives

(In \$Thousands)	2010 Rec. Budget	2011 Plan	2012 Plan	2013 Plan	2014 Plan	2015 Plan	2016 Plan	2017 Plan	2018 Plan	2019 Plan	2010-2019 Total
Major Initiatives:											
Civic Improvement Projects	2,140	2,108	2,233	2,418	2,798	3,229	3,259	3,289	3,319	3,349	28,142
DC Funded Studies	1,080	1,020	1,065	1,065	1,065	1,240	1,240	1,240	1,240	1,240	11,495
New Zoning By-Law	750	600	600	600	300						2,850
Total	3,970	3,728	3,898	4,083	4,163	4,469	4,499	4,529	4,559	4,589	42,487

Beginning in 2010, typical paving, planting and street furnishing will be provided through Transportation Service's Street Reconstruction capital projects and the focus of Civic Improvement projects will shift to the design and construction of Places projects, which will embrace a wide range of City building activities in both the public realm and private domains.

10-Year Capital Plan: Incremental Operating Impact Summary

(In \$Thousands)	2010 Rec. Budget	2011 Plan	2012 Plan	2013 Plan	2014 Plan	2015 Plan	2016 Plan	2017 Plan	2018 Plan	2019 Plan	2010-2019 Total
2010 Recommended Capital Budget											
Program Costs (Net)											0
Approved Positions											0.0
Debt Service Costs	30	160	137								327
Recommended 10-Year Capital Plan											
Program Costs (Net)											0
Approved Positions											0.0
Debt Service Costs		47	279	416	416	416	416	416	416	416	3,238
Total											
Program Costs (Net)											0
Approved Positions											0.0
Debt Service Costs	30	207	416	416	416	416	416	416	416	416	3,565

Debt Service cost of repayment of principal and interest is calculated according to corporate guidelines, in the following manner: 2.5% Year 1, and 13% for subsequent years.

The 2010 Recommended Capital Budget and 2011-2019 Recommended Capital Plan will not impact City Planning's operating budget in 2010 or future years. The 10-Year Recommended Capital Plan will result in accumulated incremental operating impacts to the City of \$3.565 million from 2010 to 2019 for debt servicing.

Civic Improvement projects no longer carry capital costs for the planting of street trees, which impact Parks, Forestry and Recreation's operating budget in the amount of approximately \$50 per tree for annual maintenance. This activity is now delivered and funded from Transportation Service's annual street-tree budget.

Civic Improvement projects may increase Transportation Services' operating budget for the streetscape maintenance of decorative hard and paved surfaces. Operating impacts will be established for 2011 and future year operating budgets once the scope and mix of 2010 Civic Improvement projects is finalized.

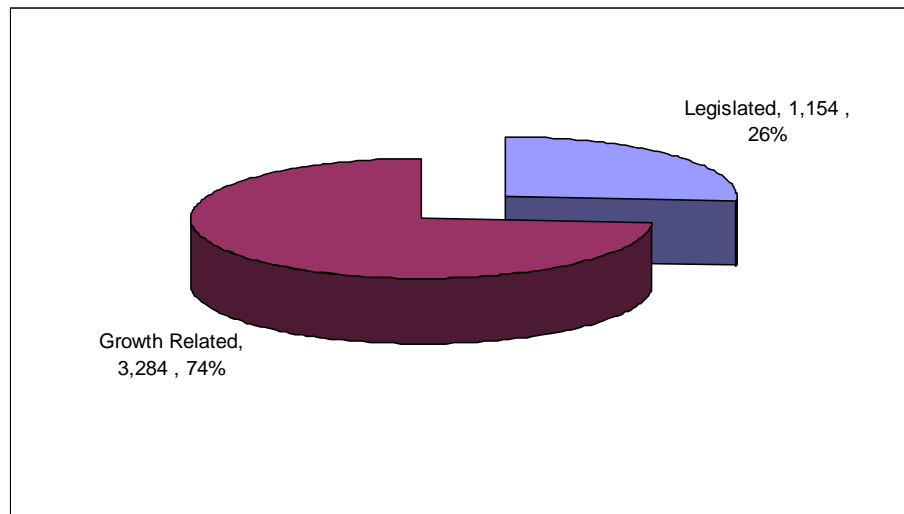
Total 2010 Recommended Cash Flow & Future Year Commitments

	2008 & Prior Year Carry Forwards	2010 Previously Approved Cash Flow Commitments	2010 New Cash Flow Rec'd	2010 Total Cash Flow Rec'd	2009 Carry Forwards	Total 2010 Cash Flow (Incl 2009 C/Fwd)	2011	2012	2013	2014	2015	2016	2017	2018	2019	Total Cost
Expenditures																
Previously Approved	64	2,560		2,624	1,924	4,548										4,548
Change in Scope			(420)	(420)		(420)	2,108									1,688
New			1,484	1,484		1,484										1,484
New w/Future Year			750	750		750										750
Total Expenditure	64	2,560	1,814	4,438	1,924	6,362	2,108	0	0	0	0	0	0	0	0	8,470
Financing																
Debt		2,144	1,209	3,353	1,855	5,208	1,307									6,515
Reserves/Res Funds																0
Development Charges	64	416	455	935	22	957	801									1,758
ISF																0
Provincial/Federal																0
Other			150	150	47	197										197
Total Financing	64	2,560	1,814	4,438	1,924	6,362	2,108	0	0	0	0	0	0	0	0	8,470

- City Planning's 2010 Recommended Capital Budget and Future Year Commitments is \$8.470 million and provides funding for 2009 projects carried forward into 2010 of \$1.924 million; previously approved 2010 commitment funding of \$2.560 million; \$3.922 million for new/change in scope projects; and, \$0.064 million in funding carried forward into 2010 that was originally approved in 2008 and prior years.
- To fund the 2010 Recommended Capital Budget and Future Year Commitments, City Planning will require new debt of \$3.353 million in 2010 and \$1.307 million in 2011. Including funds carried forward, \$1.736 million will be financed from development charges and \$0.197 million in third party funding is from the TTC.
- The 2010 Recommended Capital Budget and Future Year Commitments will provide funding for the completion of the Zoning By-Law Project (\$0.750 million) which will improve the planning process by streamlining the City's 43 different Zoning By-Laws. Ongoing funding of \$4.248 million for Civic Improvement Places projects is also included in the 2010 Recommended Capital Budget which includes a 2011 cash flow of \$2.108 million enabling the Program to enter into multi-year Civic Improvement Places projects in co-ordination with Transportation Services and Toronto Water.

2010 Recommended Capital Budget: Overview

Capital Budget by Project Category



The following summarizes the 2010 Recommended Capital Budget funding by project category:

- The 2010 Recommended Capital Budget allocates a significant share of funding for *Growth Related projects*. These projects account for approximately \$3.284 million or 74% of the total new cash flow of \$4.438 million being recommended for 2010. Growth Related projects include Civic Improvement Places projects and Development Charge Funded Studies, as the Program continues to focus on advancing the Mayor and Council's priority for a Cleaner and More Beautiful City and Improving the Planning Process.
- *Legislated projects* represent 27% or \$1.154 million of the total new recommended cash flow for 2010. Examples of Legislated projects include the completion of the Zoning By-Law and provisions for legal support for the Official Plan.

2010 Recommended Capital Budget versus Debt Target

The 2010 Recommended Capital Budget requires new 2010 cash flow funding of \$4.438 million with debt funding of \$3.353 million. This cash flow combined with funding carried forward of \$1.924 million for 2009 projects results in a total 2010 Recommended Capital Budget of \$6.362 million. The 2010 Recommended Capital Budget for City Planning meets the 2010 debt affordability target of \$3.352 million.

Capacity and Readiness to Proceed

Projects recommended in the 2010 Recommended Capital Budget for City Planning are ready to proceed. The Zoning By-Law project is fully staffed and the approved cash flow for this project will be spent in 2010. The Program has also completed a draft version of their annual "A" and "B" list of potential Civic Improvement project locations across the City, to ensure co-ordination with other City Programs in the delivery of public realm improvement projects. Based on changes made to future year commitments during the 2009 Capital Budget process, the Program has been able to commit funds in 2009, for 2010 Civic Improvement projects by awarding multi-year contracts. These commitments

now account for \$1.067 million or 49.9% of the projects total 2010 new funding of \$2.140 million, resulting in a significant improvement to the Program's capacity to spend from previous year's experiences.

Capital Project Highlights

The 2010 Recommended Capital Budget provides funding for a broad range of projects that advance priority actions in the Mayor's and Council's policy agenda.

A Cleaner and More Beautiful City: The 2010 Recommended Capital Budget provides funding of \$2.140 million for Civic Improvement Places projects for the design and construction of "Special Places" that form a major portion of the physical infrastructure of the City's open spaces and public realm.

Improving the Planning Process: The 2010 Recommended Capital Budget provides funding of \$1.980 million for the implementation of the Official Plan, the completion of the New Zoning By-Law and to perform local studies.

The 2010 Recommended Capital Budget of \$6.362 million provides funding to:

- Continue to make positive, high-impact, transformative changes to areas along the City's major streets by such means as the creation of special features such as plazas, fountains, gardens and interpretative displays (\$2.140 million).
- Complete the New Zoning By-Law project, which will streamline the City's current 43 different zoning By-Laws (\$0.750 million).

PART II: ISSUES FOR DISCUSSION

2010 Recommended Capital Budget Issues

Civic Improvement Projects (“A” List & “B” List)

City Planning has provided a draft copy of an “A” list of potential new Civic Improvement projects for 2010 and a “B” list of alternative projects to provide work plan flexibility in the event capital work for an “A” project cannot proceed in the current year. The “A” and “B” list includes:

PLACES 2010 – “A” LIST - UNCOMMITTED FUNDS		
PLACE	DESCRIPTION	ESTIMATED COST (000s)
Dufferin Street Jog	Landscaping-art of 2 large hydro box transformers	\$230
Dundas Street West	Bathurst to Lansdowne – road closure and greening at St. Helens Avenue, concrete seat walls – Garrison Creek features at Crawford Street	\$268
Bloor Street Humber Bridge	Decorative street lighting on bridge, concrete seat wall, path connections to staircase	\$575
Total:		\$1,073
PLACES 2010 – “A” LIST – COMMITTED FUNDS IN 2009 AND CURRENTLY UNDER CONSTRUCTION		
PLACE	DESCRIPTION	ESTIMATED COST (000s)
Dufferin Street Jog	Stainless steel portals cladding on south and north ends of new tunnel	\$575
Yonge Street	Eglinton Avenue to Roehampton – concrete planter curbs, granite unit pavers	\$69
St. Clair Avenue West	At Lansdowne – TTC loop, universally accessible design features, decorative poetry elements	\$139
Royal York Road	At TTC subway station, decorative sound wall-fence	\$106
South Kingsway	At The Queensway Ramps, Humber River interpretive nodes, concrete seat walls and interpretive signs	\$178
Total:		\$1,067

PLACES 2010 – “B” LIST – ALTERNATIVE PROJECTS		
PLACE	DESCRIPTION	ESTIMATED COST (000s)
Wilson Avenue	Dufferin Street to Keele Street, concrete seat walls plaza at major intersections	\$200
Bathurst Street	Bloor Street to St. Clair, intersection planters and plaza at intersection of Vaughan Road.	\$100

Bay Street	At Davenport Road – intersection plaza with granite unit pavers	\$300
Dawes Road	At Victoria Park Avenue – new plaza at reconfigured intersection with public art, concrete seat walls, concrete unit paving	\$500
Front Street East	Jarvis Street to Eastern Avenue – intersection planters, plaza paving at intersection of Berkley – First Parliament site	\$150
Lower Sherbourne	Front Street to Railway Underpass – decorative iron fences at Rail Underpass	\$150
Parliament Street	Gerrard Street to King Street – intersection concrete seat wall, decorative iron fence	\$150
Parklawn Road	Lakeshore Road to Queensway –concrete unit pavers and concrete seat walls	\$250
St. Clair Avenue West	At Loblaws TTC Portal –decorative traffic island	\$500
Scarlett Road Bridge	At Humber River – decorative street lighting on bridge and interpretive node at Humber River	\$350
Bloor Street West	Keele Street to Clendenan – replace staircase entry to High Park and Wendigo Way	\$300
King Street West	Queen Street to Close Avenue – promenade path along embankment lookout	\$200

It is recommended that a final version of the “A” list” and “B” list of potential Civic Improvement projects be provided by the Chief Planner and Executive Director of City Planning to the Budget Committee prior to the approval of the 2010 Capital Budget, to ensure co-ordination with various City Programs in the delivery of public realm projects and to identify potential operating impacts for inclusion in Transportation Service’s 2011 and future years operating budgets.

2011 - 2019 Recommended Capital Plan Issues

Long Term Strategy/Master Plan

The 2015 – 2019 period of the 10-Year Recommended Capital Plan is primarily comprised of future year Civic Improvement projects as well as future year Growth, Avenue and Transit Studies. Cash flow projections are estimates based on historical expenditure amounts. It is not specifically known which projects are to be completed in which year and/or their priority for completion.

It is recommended that the Chief Planner and Executive Director of City Planning work with Financial Planning Division staff to establish capital priorities for a 10-year capital planning period prior to the 2011 Capital Budget.

Appendix 1
10-Year Recommended Capital Plan Project Summary

Appendix 2
2010 Recommended Capital Budget; 2011 to 2019
Capital Plan

Appendix 3

**2010 Recommended Cash Flow
And Future Year Commitments**

Appendix 4
2010 Recommended Capital Projects
With Financing Details

Appendix 5

Reserve / Reserve Fund Review

Reserve / Reserve Fund Name	Project / SubProject Name and Number	Projected Balance as at Dec. 31, 2009	Proposed Withdrawals										2010 - 2019 Total
			2010 Rec. Budget	2011 Plan	2012 Plan	2013 Plan	2014 Plan	2015 Plan	2016 Plan	2017 Plan	2018 Plan	2019 Plan	
XR2301 / XR2121 Development Charge Reserve Fund - Civic Improvements	Beginning Balance	\$343	\$343	\$382	\$291	\$222	\$222	\$222	\$222	\$222	\$222	\$222	
	Places Projects (Various Years)		(\$611)	(\$801)	(\$849)	(\$860)	(\$940)	(\$970)	(\$1,000)	(\$1,030)	(\$1,060)	(\$1,090)	(\$9,211)
	Total Proposed Withdrawals		(\$611)	(\$801)	(\$849)	(\$860)	(\$940)	(\$970)	(\$1,000)	(\$1,030)	(\$1,060)	(\$1,090)	(\$9,211)
	Projected Contributions		\$650	\$710	\$780	\$860	\$940	\$970	\$1,000	\$1,030	\$1,060	\$1,090	\$9,090
TOTAL RESERVE FUND BALANCE AT YEAR-END		\$343	\$382	\$291	\$222	\$222	\$222	\$222	\$222	\$222	\$222	\$222	

Reserve / Reserve Fund Name	Project / SubProject Name and Number	Projected Balance as at Dec. 31, 2009	Proposed Withdrawals										2010 - 2019 Total
			2010 Rec. Budget	2011 Plan	2012 Plan	2013 Plan	2014 Plan	2015 Plan	2016 Plan	2017 Plan	2018 Plan	2019 Plan	
XR2030 / XR2120 Development Charge Reserve Fund - DC Related Studies	Beginning Balance	\$1,149	\$1,149	\$1,719	\$1,897	\$2,151	\$2,897	\$3,743	\$4,636	\$5,569	\$6,532	\$7,535	
	Avenue Studies		(\$95)	(\$104)	(\$112)	(\$112)	(\$112)	(\$126)	(\$126)	(\$126)	(\$126)	(\$126)	(\$1,165)
	EA Transit Studies		(\$77)	(\$77)	(\$70)	(\$70)	(\$70)	(\$70)	(\$70)	(\$70)	(\$70)	(\$70)	(\$714)
	Growth Studies		(\$88)	(\$105)	(\$116)	(\$116)	(\$116)	(\$151)	(\$151)	(\$151)	(\$151)	(\$151)	(\$1,296)
	5-Year Review - Official Plan			(\$446)	(\$438)	(\$56)	(\$56)						(\$996)
	Total Proposed Withdrawals		(\$260)	(\$732)	(\$736)	(\$354)	(\$354)	(\$347)	(\$347)	(\$347)	(\$347)	(\$347)	(\$4,171)
TOTAL RESERVE FUND BALANCE AT YEAR-END		\$1,149	\$1,719	\$1,897	\$2,151	\$2,897	\$3,743	\$4,636	\$5,569	\$6,532	\$7,535	\$8,578	