



- City budget
- Budget 2000
- Previous budgets
- City Finances

City of Toronto 2000 budget information

The 2000-2004 Capital Program 2000 Recommended Capital Budget January 27, 2000

[Click here to start](#)

Table of Contents

- [The 2000-2004 Capital Program .2000 Recommended Capital Budget](#)
- [Agenda](#)
- [2000 Recommended Capital Program . Tax Supported Programs . \\$981 Million \(Cash Flow\).](#)
- [2000 Capital Budget.Objectives/Guidelines](#)
- [Recommended New Projects by Category](#)
- [State of Good Repair - City](#)
- [Recommended 2000 Capital Program . \\$981 M With Future Year Commitments of \\$800 M](#)
- [Historical and Projected Capital Expenditure Trends](#)
- [2000 Capital Budget Revenue Sources.\\$981 Million](#)
- [Cumulative Operating Impact.Debt Service Pressure](#)
- [2000 Capital Budget.Future Directions](#)
- [Agenda](#)
- [2000 Capital Budget.Political Review Process](#)
- [2000-2004 Capital Program.Budget Advisory Committee Recommendations.Impact on 2000 Cash Flow Gross and Net](#)
- [2000 Recommended Capital Overview.\\$981 Million \(cash flow\)](#)
- [2000 Recommended Capital Program Overview .Tax Supported - \\$981 Million](#)
- [Impact of Recommended 2000 Capital Budget on Operating Budget.Net Expenditure Impact \(2000-2004\)](#)
- [2000 Capital Budget.State of Good Repair](#)
- [2000 Recommended Tax Supported Capital Budget \\$981 Million \(Cash Flow\)](#)
- [Toronto Transit \(TTC\) Highlights](#)

- [Transportation Highlights](#)
- [Parks & Recreation Highlights](#)
- [Fire Highlights](#)
- [Solid Waste Management Highlights](#)
- [Toronto Zoo Highlights](#)
- [Toronto Public Library Highlights](#)
- [Projected Tax Supported Capital Expenditures vs. Sustainable Funding](#)
- [Cumulative Operating Impact at Various Capital Expenditure Levels](#)
- [Cumulative Operating Impact Debt Service Pressure](#)
- [Net Debt at Various Capital Expenditure Levels](#)
- [Conclusion](#)



City of Toronto 2000 budget information

- [City budget](#)
- [Budget 2000](#)
- [Previous budgets](#)
- [City Finances](#)

The 2000-2004 Capital Program

2000 Recommended Capital Budget

Presentation to Council
January 27, 2000



1

[First](#) [Previous](#) [Next](#) [Last](#) [Index](#) [Text](#)

Slide 1 of 31



[LIVING IN TORONTO](#)

[DOING BUSINESS](#)

[VISITING TORONTO](#)

[ACCESSING CITY HALL](#)

City of Toronto 2000 budget information

- [City budget](#)
- [Budget 2000](#)
- [Previous budgets](#)
- [City Finances](#)

Agenda

[Program Overview](#)

[Capital Expenditures](#)

[Capital Financing](#)



2

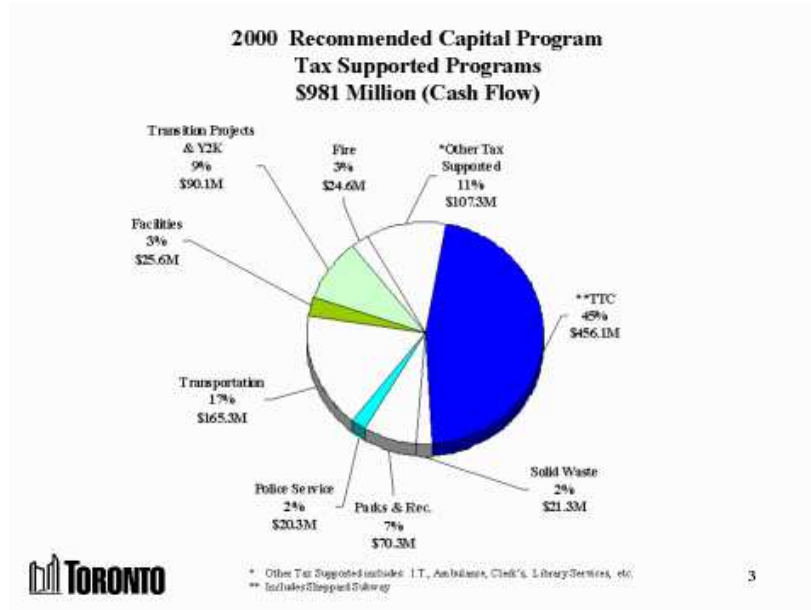
[First](#) [Previous](#) [Next](#) [Last](#) [Index](#) [Text](#)

Slide 2 of 31



City of Toronto 2000 budget information

- City budget
- Budget 2000
- Previous budgets
- City Finances



[First](#) [Previous](#) [Next](#) [Last](#) [Index](#) [Text](#)

Slide 3 of 31



City of Toronto 2000 budget information

- [City budget](#)
- [Budget 2000](#)
- [Previous budgets](#)
- [City Finances](#)

2000 Capital Budget Objectives/Guidelines

- Balance priorities with corporate affordability target
 - \$170M borrowing allows \$705M Base envelope
- Priority given to State of Good Repair projects
 - 80/20 for new projects
- Allow for strategic investments in service improvement / expansion projects
 - Physical & Social infrastructure
 - Amortize service leveling/harmonization over 10 years



4


[First](#) [Previous](#) [Next](#) [Last](#) [Index](#) [Text](#)

Slide 4 of 31



City of Toronto 2000 budget information

- City budget
- Budget 2000
- Previous budgets
- City Finances



[First](#) [Previous](#) [Next](#) [Last](#) [Index](#) [Text](#)

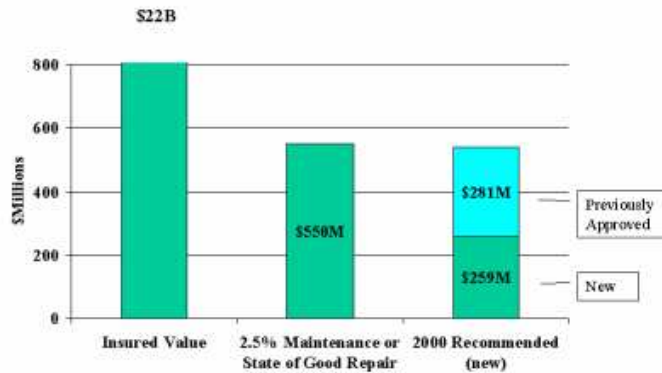
Slide 5 of 31



City of Toronto 2000 budget information

- City budget
- Budget 2000
- Previous budgets
- City Finances

State of Good Repair - City



6

[First](#) [Previous](#) [Next](#) [Last](#) [Index](#) [Text](#)

Slide 6 of 31



City of Toronto 2000 budget information

- City budget
- Budget 2000
- Previous budgets
- City Finances

Recommended 2000 Capital Program \$981 M With Future Year Commitments of \$800 M



7

[First](#) [Previous](#) [Next](#) [Last](#) [Index](#) [Text](#)

Slide 7 of 31



City of Toronto 2000 budget information

- City budget
- Budget 2000
- Previous budgets
- City Finances



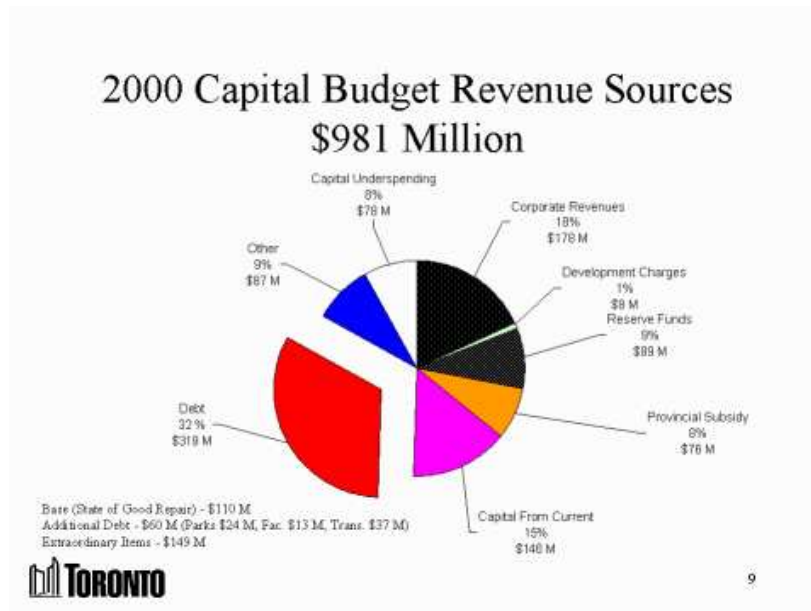
8

[First](#) [Previous](#) [Next](#) [Last](#) [Index](#) [Text](#)

Slide 8 of 31

**City of Toronto 2000 budget information**

- City budget
- Budget 2000
- Previous budgets
- City Finances



[First](#) [Previous](#) [Next](#) [Last](#) [Index](#) [Text](#)

Slide 9 of 31



City of Toronto 2000 budget information

- City budget
- Budget 2000
- Previous budgets
- City Finances

Cumulative Operating Impact Debt Service Pressure

- Operating Budget Pressures
 - \$32.8 M debt pressure 2000
 - \$18.3 M debt pressure 2001 (for 2000 Capital)



10

[First](#) [Previous](#) [Next](#) [Last](#) [Index](#) [Text](#)

Slide 10 of 31

[LIVING IN TORONTO](#)[DOING BUSINESS](#)[VISITING TORONTO](#)[ACCESSING CITY HALL](#)

City of Toronto 2000 budget information

- [City budget](#)
- [Budget 2000](#)
- [Previous budgets](#)
- [City Finances](#)

2000 Capital Budget Future Directions

- Full Assessment of Facilities in All Programs Not Yet Complete
- Progressing Towards a Solid 5-year Capital Plan
- Capital Budget Envelopes to be Set for Five Years
- Capital Budget Policies and Process to be Reviewed for the Next Budget Cycle (Standing Committees Review)



11

[First](#) [Previous](#) [Next](#) [Last](#) [Index](#) [Text](#)

Slide 11 of 31



[LIVING IN TORONTO](#)

[DOING BUSINESS](#)

[VISITING TORONTO](#)

[ACCESSING CITY HALL](#)

City of Toronto 2000 budget information

- [City budget](#)
- [Budget 2000](#)
- [Previous budgets](#)
- [City Finances](#)

Agenda

[Capital Expenditures](#)

[Capital Financing](#)



12

[First](#) [Previous](#) [Next](#) [Last](#) [Index](#) [Text](#)

Slide 12 of 31



City of Toronto 2000 budget information

- City budget
- Budget 2000
- Previous budgets
- City Finances

2000 Capital Budget Political Review Process

- | | |
|------------------------------|--|
| • Nov 15, 1999 | Joint Policy & Finance / Budget Advisory Committee Kickoff |
| • Nov 15, 16 & 17, 1999 | Budget Advisory Committee review |
| • Nov 29 - Dec 3, 1999 | Standing Committees / Community Councils review |
| • Dec 9 & 10, 1999 | Budget Advisory Committee final review / wrap-up |
| • Jan 12 & 14, 2000 approval | Budget Advisory Committee final |
| • Jan 20, 2000 | Policy & Finance Committee approval |
| • Jan 27, 2000 | Council approval |



13

[First](#) [Previous](#) [Next](#) [Last](#) [Index](#) [Text](#)

Slide 13 of 31



City of Toronto 2000 budget information

- [City budget](#)
- [Budget 2000](#)
- [Previous budgets](#)
- [City Finances](#)

2000-2004 Capital Program Budget Advisory Committee Recommendations Impact on 2000 Cash Flow Gross and Net

	Gross (\$M)	Net (\$M)
CAO/CFO Recommended Tax Supported Budget	1,008.5	817.8
Technical Adjustments	(23.2)	(89.0)
Revised CAO/CFO Recommended Tax Supported Budget	985.4	728.7
Budget Advisory Adjustments:		
Facilities and Real Estate	(5.0)	(4.6)
Fire	(1.6)	(1.6)
Fleet Management	(0.7)	(0.7)
Parks and Recreation	1.5	1.8
Shelter, Housing & Support	7.0	3.5
Toronto Transit Commission	(4.9)	(4.9)
Transportation	(0.7)	(0.9)
Budget Advisory Recommended Tax Supported Budget	980.9	721.4



14

[First](#) [Previous](#) [Next](#) [Last](#) [Index](#) [Text](#)

Slide 14 of 31



City of Toronto 2000 budget information

- City budget
- Budget 2000
- Previous budgets
- City Finances



[First](#) [Previous](#) [Next](#) [Last](#) [Index](#) [Text](#)

Slide 15 of 31